






The complete setup of this module involves setting up components such as the chassis, module(s), and a host controller. To quickly get started with the setup, follow the instructions in the *Keysight M9731/2/4G AXIe Waveform Digitizer User's Guide*. You will find this guide at [www.keysight.com/find/M9730-manuals](http://www.keysight.com/find/M9730-manuals). When required, this guide will direct you to other documents for specific procedures needed to complete the setup.




For detailed installation instructions, read the user's guide



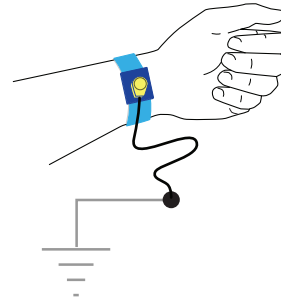
### 1. Unpack & Inspect



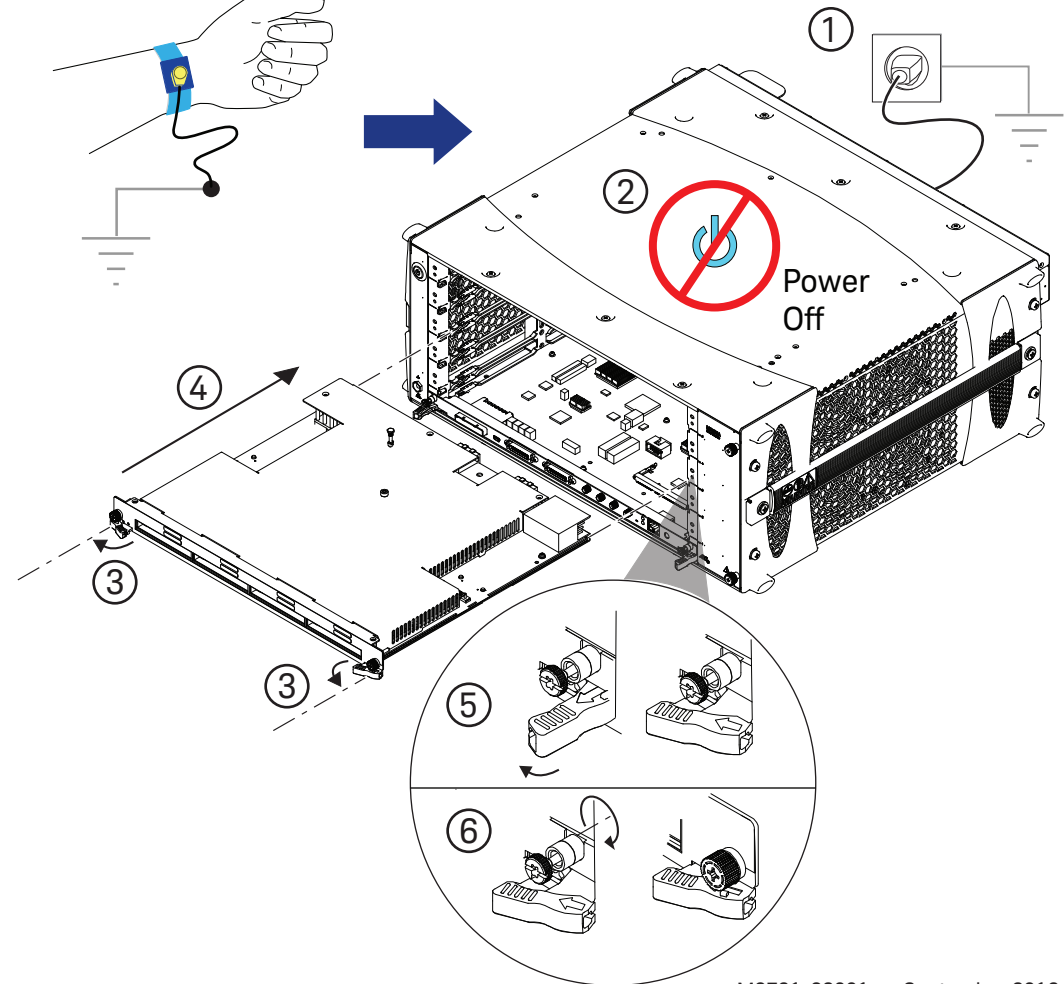
### 2. Verify Shipment



### 3. Take Antistatic Precautions



### 4. Install Module



#### CAUTION

Lift the module upright while unpacking. Keep the module in the ESD bag when not installed in a chassis.



To download the software, go to [www.keysight.com/find/M9730-sw](http://www.keysight.com/find/M9730-sw)

